

MEDITE TRIMAX

Product Datasheet



MEDITE TRIMAX is a revolutionary cladding product constructed using a high performance wood panel with a 50 year guarantee.

Perfect for houses, garden rooms, sheds, and leisure homes, MEDITE TRIMAX presents a durable and decorative solution to upgrading the aesthetics of a new or existing building with a product that is guaranteed to stand the test of time with minimal maintenance.

About MEDITE TRIMAX

MEDITE TRIMAX is a cutting-edge cladding product known for its exceptional durability and performance.

Unlike less sustainable PVC alternatives, MEDITE TRIMAX retains the premium look only available with timber cladding while offering the dimensional stability that minimises movement and helps with coating longevity.

With a 50-year lifespan, MEDITE TRIMAX is engineered to provide long-term protection against rot and decay, delivering a sustainable and cost-effective non-structural solution for internal and external applications.

Designed to enhance both new builds and renovations, this quality timber cladding is available in primed or fully finished options, ensuring a hassle-free installation with a flawless, long-lasting finish. Projects can be completed using MEDITE TRIMAX fascias and soffits, available as standard in white.



MEDITE TRIMAX Cladding







MEDITE TRIMAX decorative cladding is offered in two distinct profiles: Double Tongue & V-Groove and Double Shiplap. Both profiles can be installed either vertically or horizontally, allowing for flexibility in design to achieve the desired aesthetic.

Double Shiplap design: The overlapping scalloped profile creates beautiful dimension, depth, and a natural shadow line, giving your project a striking yet refined finish.

Double Tongue & V-Groove design: A sleek tongue and groove profile with a V-joint creates a seamless, modern aesthetic, perfect for a variety of architectural styles.

Available in a standard thickness and length, with a choice of widths as detailed below. Select from either fully finished or primed options to suit your project needs.



Profile	Double Shiplap				Double Tongue & V-Groove			
Thickness	12mm				12mm			
Length	4880mm				4880mm			
Gross Width	194mm, 244mm, 294mm				194mm, 244mm, 294mm			
Net Width	180mm, 230mm, 280mm				180mm, 230mm, 280mm			
Finish	Primed or Fully Finished				Primed or Fully Finished			
Colour								
	Primed Silk Grey RAL7044	Traffic White RAL9016	Anthracite Grey RAL7016	Silk Grey RAL7044	Primed Silk Grey RAL7044	Traffic White RAL9016	Anthracite Grey RAL7016	Silk Grey RAL7044

MEDITE TRIMAX Fascias and Soffits



Complete your project with MEDITE TRIMAX fascias and soffits, designed to deliver both durability and aesthetic appeal. Available as standard, they come fully finished in a sleek Traffic White, ensuring a clean, professional look

Fascia: Suitable for finishing the edges of the roof or eaves to shield the roofline from water ingress and provide structural support for roof tiles and gutters.

Soffit: Suitable for protecting the underside of roof eaves and overhangs, providing ventilation and a finished look.

Available in a standard thickness and length, with a choice of widths as detailed below.



	Fascia	Soffit
Finish	Fully Finished	Fully Finished
Thickness	12mm	12mm
Length	4880mm	4880mm
Width	175mm, 225mm	150mm, 225mm
Fully Finished Colour	<div></div> <div>Traffic White RAL9016</div>	<div></div> <div>Traffic White RAL9016</div>

MTX - MEDITE TRICOYA EXTREME

MEDITE TRIMAX is crafted from MTX, a high-performance panel product renowned for its exceptional durability and stability in demanding environments. When combined with its outstanding machinability, MTX makes MEDITE TRIMAX the ideal cladding solution, offering a flawless finish and minimal maintenance.

MTX is manufactured using an innovative wood treatment process that enhances both its durability and stability. The unique acetylation process modifies the wood at a molecular level, making it more dimensionally stable to variations in temperature and humidity. This process also makes the wood highly durable, as it prevents the material from being easily broken down. Acetyl groups, which are naturally found in all wood species, are added to the wood during this process, ensuring no harmful chemicals or toxins are introduced. Unlike traditional treatments that only improve durability, this process enhances the wood's stability throughout, offering a superior product that lasts longer and performs better in various conditions.

Apart from creating exceptional dimensional stability, the process enables MTX to achieve Class 1 durability, leading to resistance to biological decay which exceeds oak.

MTX has been successfully utilised in a wide array of applications, including but not limited to external doors, outdoor kitchens, planters, sculptures, artistic installations, signage, shopfronts, and wet rooms.

Interested in how else MTX can be used? Visit www.mdfosb.com/mtx



Clockwise from left: Kells Konic Doors, K&D Joinery, David Trubridge, Oxford Planters

Fixings

It is recommended that MEDITE TRIMAX be face fixed onto the wooden sub-frame with a decorative low profile screw with a woodscrew thread. Any fixings must be stainless steel type A2 or A4 quality. Colour matched screws will be supplied with fully finished products.

When using screws, it is recommended to predrill the holes in MEDITE TRIMAX with a diameter which is 1mm larger than the screw shank. The wooden batons/sub frame should be predrilled with a pilot hole to 80% of the diameter of the screw shank.

To ensure a durable and lasting fixation, the boards should be fixed with at least 75mm clearance to the end of the board, minimum distance to the top and bottom edge of the boards should be 25mm. Support battens should not exceed 400mm spacing, whether vertical or horizontal, to limit the span of the cladding board.

Finishes and Coatings

MEDITE TRIMAX products are available with both primed and fully finished options. The primed option features a single coat applied via vacuum coater on all four sides, while the fully finished version includes an additional spray-applied coat on the visible surfaces once installed.

MEDITE TRIMAX is compatible with most common coating systems, similar to wood, and can be finished with standard products. However, coatings must be free from Calcium Carbonate due to the substrate's chemical composition.

To prevent staining and discoloration, use a high-quality UV-resistant coating. For aesthetic purposes, it's recommended to treat the edges with an end-grain sealer (white or transparent) before applying the final coat.

Please note, coating formulations and application processes can vary by supplier. While MEDITE TRIMAX has an excellent compatibility record, we advise involving your coating supplier for expert guidance on product performance and application.

You can download the PPG datasheet on our website.



Storage and Handling

1. The storage area must be dry with adequate ventilation to prevent dampness
2. Boards should be stored horizontally and elevated off the ground using dry bearers as supports
3. Storage on site should be a minimum of 100mm above concrete flooring and 300mm above ground
4. Individual bearers should be of equal thickness and have a minimum length equal to the width of the board
5. Ensure all bearers are vertically aligned
6. Care should be taken when stacking boards to ensure flush sides to minimise damage to protruding edges or over-hanging corners
7. It is recommended to cover the boards to prevent wetting during storage on site

Maintenance

Cladding must be inspected as soon as possible after assembly. Any damage to paint films or joints must be repaired immediately so as to prevent moisture penetration that could lead to early coating degradation.

After this, all joinery must be inspected annually. All cladding, fascias & soffits will require minimum cleaning with water and mild detergent using a sponge or brush to remove any algae and/or dirt from the painted surfaces, afterwards minor damage must be repaired immediately.

When complete repainting is deemed to be necessary, this should be carried out in accordance with instructions within the Technical Guide.



Please refer to our Technical Guide for more detailed information on using MEDITE TRIMAX, this can be found on our website.

www.meditetrimax.com

Contact SAM Mouldings for further support:

+44 (0)28 9442 8288
trimax@sammouldings.co.uk

MEDITE®
TRIMAX

EXTREME
MEDITE® tricoya

SAM®
HOME OF MDF MOULDINGS